



MINISTERUL EDUCAȚIEI NAȚIONALE

Diana Lățug

COMUNICARE în limba modernă 1 Engleză

Manual
pentru clasa I



EDITURA DIDACTICĂ ȘI PEDAGOGICĂ S.A.



MINISTERUL EDUCAȚIEI NAȚIONALE

Lățug Diana

COMUNICARE în limba modernă 1 Engleză



Manual pentru clasa I



EDITURA DIDACTICĂ ȘI PEDAGOGICĂ S.A.

© **E.D.P. 2018.** Toate drepturile asupra acestei ediții sunt rezervate Editurii Didactice și Pedagogice, București. Orice preluare, parțială sau integrală, a textului sau a materialului grafic din această lucrare se face numai cu acordul scris al editurii.

© **Diana Lățug**

EDITURA DIDACTICĂ ȘI PEDAGOGICĂ S.A.

Str. Spiru Haret nr. 12, sector 1, cod 010176, București

Tel.: 021.315.38.20

Tel./fax: 021.312.28.85

e-mail: office@edituradp.ro

www.edituradp.ro

Librăria E.D.P.: Str. Gen. Berthelot nr. 28-30

Comenzi pentru această lucrare se primesc:

- prin poștă, pe adresa editurii
- prin e-mail: comenzi@edituradp.ro
comercial@edituradp.ro
- prin telefon/fax: 021.315.73.98

Redactori: **Dr. Ana-Maria Florescu-Gligore**

Mădălina-Ioana Matei

Tehnoredactor: **Corina Palaghie**

Grafica: **Alin-Cristian Casapu**

Coperta: **Otilia-Elena Borș**



Deșteaptă-te, române!

Andrei Mureșanu

Deșteaptă-te, române, din somnul cel de moarte,
În care te-adânciră barbarii de tirani!
Acum ori niciodată croiește-ți altă soarte,
La care să se-nchine și cruzii tăi dușmani!

Acum ori niciodată să dăm dovezi la lume
Că-n aste mâni mai curge un sânge de roman,
Și că-n a noastre piepturi păstrăm cu fală-un nume
Triumfător în lupte, un nume de Traian!

Priviți, mărețe umbre, Mihai, Ștefan, Corvine,
Româna națiune, ai voștri strănepoți,
Cu brațele armate, cu focul vostru-n vine,
„Viață-n libertate ori moarte!” strigă toți.

Preoți, cu crucea-n frunte! căci oastea e creștină,
Deviza-i libertate și scopul ei preasfânt.
Murim mai bine-n luptă, cu glorie deplină,
Decât să fim sclavi iarăși în vechiul nost' pământ!

TABLE OF CONTENTS

| | |
|--------------------|---------|
| Unit 1: Hello! | 6-19 |
| Evaluation: | 18-19 |
| Unit 2: Animals | 20-31 |
| Evaluation: | 30-31 |
| Unit 3: Body Parts | 32-41 |
| Evaluation: | 40-41 |
| Unit 4: Hobbies | 42-53 |
| Evaluation: | 52-53 |
| Unit 5: Sports | 54-63 |
| Evaluation: | 62-63 |
| Unit 6: Feelings | 64-73 |
| Evaluation: | 72-73 |
| Unit 7: My home | 74-87 |
| Evaluation: | 86-87 |
| Unit 8: Holidays | 88-99 |
| Evaluation: | 98-99 |
| Unit 9: My School | 100-109 |
| Evaluation: | 108-109 |
| Happy Holidays! | 110-111 |
| Extras | 112-120 |

TEXTBOOK PRESENTATION

Chapter presentation page



Unit number Unit name Activity number

UNIT **1** Hello! EVALUATION

1 THE HOW MANY GAME!

| | | | |
|---|---|---|---|
| A | L | Y | A |
| L | Y | A | P |
| L | P | Y | A |
| P | L | A | Y |

18

1. Count how many letters of each type there are and write the numbers in the boxes. _ / 3

Page number

Hello! UNIT **1**

2 MATCHING GAME

- A. ONE
- B. FIVE
- C. NINE
- D. TWO
- E. SIX
- F. FOUR



3 TRUE OR FALSE

- 1. NUMBER 3 IS GREEN ✓
- 2. THE LETTER L IS BLUE ✓
- 3. THE LETTER P IS BLUE
- 4. NUMBER 8 IS RED



2. Match the letters with the numbers. _ / 5

3. True or false. _ / 3

TOTAL: _ / 11

Total right answers

19



Unit 1 : Hello!



Hello!

1

HELLO THERE!

WELCOME TO THE CLASSROOM



What's your name? Are you a boy or a girl?

Introduce yourself to your deskmate. Don't forget to say *hello* first!



1.1 Say "Hello" to your deskmate.

1.2 Introduce yourself.

1.3 Say whether you're a boy or a girl.

Hello!

UNIT

1

2

LISTEN AND REPEAT



ONE

TWO

THREE

FOUR



FIVE

SIX

SEVEN

EIGHT

NINE



YOU PUT ONE
NEXT TO ZERO
AND GET 10! (TEN)

2. Listen, then count to ten.



Hello!

1

LISTEN AND SING!



1. Listen to the alphabet song! Then repeat the alphabet.


Hello!

UNIT

1

2

LOOK AND NAME THE COLOURS



2.1 Look at the colours and say their names.

2.2 Say what your favourite colour is. (E.g.: My favourite colour is red.)

Hello!

1 READ AND LEARN!

HEY JOHN!
HAVE A GOOD DAY.

THANKS!
YOU TOO.



GOOD MORNING!



HELLO CHILDREN!
I'M YOUR TEACHER.

GOOD AFTERNOON,
TEACHER!

GOODBYE!



Hello!

UNIT

1



1.2 Greet the colleagues and your teacher: in the morning, at noon, in the evening.

13

Hello!

1

UNDERSTANDING AND SPELLING



Teacher! What does "bed" mean?

How do you spell it?

B - E - D



1.1 Ask the teacher what a word means.

1.2 Ask the teacher how to spell the word.

Hello!

UNIT

1

2 WHO ARE YOU? I AM MARY.

Teacher: How old are you?

I: I'm years old.

Teacher: Where do you live?

I: I live in

Teacher: What's your favourite hobby?

I: My favourite hobby is

Draw your favourite pet here:



2.1 Complete the sentences.

2.2 Draw your favourite pet.

15

Hello!

1 LISTEN AND POINT!

WINDOWS

HELLO, MY NAME
IS JANE!

1. Listen and point to the children in the order you hear them.

Hello!

UNIT

1

GOOD MORNING JANE!
HOW ARE YOU TODAY?

I'M FINE. THANKS.
AND YOU?

FLOWERS

2 LOOK AND SAY!

















How many boys are there?
How many girls are there?
How many windows does the school have?
What colours are the flowers?
What's the colour of the school?

2. Look then say : "there are 4 boys, the school is red" etc.

17

1

THE HOW MANY GAME!

| | | | |
|---|---|--|---|
|  |  |  |  |
|  |  |  |  |
|  |  |  |  |
|  2 |  |  |  |

1. Count how many letters of each type there are and write the numbers in the boxes. _ / 3

Hello!

UNIT

1

2

MATCHING GAME

- A. ONE
- B. FIVE
- C. NINE
- D. TWO
- E. SIX
- F. FOUR



3

TRUE OR FALSE



- 1. Number 3 is green. ✓
- 2. The letter L is blue.
- 3. The letter P is blue.
- 4. Number 8 is red.



2. Match the letters with the numbers. _ / 5

3. True or false. _ / 3

TOTAL: _ / 11





Unit 2 : Animals



Animals

1

LISTEN AND POINT!

WELCOME TO THE FARM!

MOO

WOOF

- A. HORSE B. DOG C. COCK D. COW E. PIG
 F. TURKEY G. DONKEY H. GOAT I. RABBIT

- 1.1 Listen and point to the animals in the order you hear them.
 1.2 Match the numbers to the animal names (letters).






Animals

UNIT

2

2

COLOUR



2. Colour the animals according to the image on page 22.

23

Animals

1

LISTEN AND MATCH

TURKEY



COCK-A-DOODLE-DOO



DONKEY

BUZZ

PIG



HEE-HAW



COCK

RIBBIT

MEOW

OINK

HORSE



GOBBLE



FLY

NEIGH

WOOF

CAT



FROG



DOG

1.1 Learn what sounds the different animals make.

1.2 Match the animals to the sounds.

Animals

UNIT

2

2

IDENTIFY THE COLOURS




pink



purple



red



white



yellow



black



blue



brown



green



grey



orange

2. Identify the colour of each numbered item then say: the sheep is white, the tree is green.

25

1

LISTEN TO THE STORY



Animals


UNIT

2

2

PLAY A GAME OF TRUE OR FALSE

1. The wolf helps the little girl.
2. Grandma wears a pink cap.
3. Little Red Riding Hood has a basket.



2. Play a game of true or false based on the story.

27

Animals

1

LISTEN AND POINT!



bear, panda, tiger, giraffe, elephant, moose, owl, kangaroo

1. Listen and point to the animals in the order you hear them.

Animals

UNIT

2

2

MATCH THE ANIMALS!

MATCH 'EM



kangaroo



tiger

giraffe

bear

panda

elephant



2. Match the animal names to the images.

29

Animals

EVALUATION

1

COUNT THE ANIMALS



2 Horses + 7 + 3 + 1 + 4 + 6 = _ Animals

1. Count how many animals of each type there are, then add them up to see how many animals there are overall. _ / 6

Animals

UNIT

2

2 TRUE OR FALSE



1. The pig is pink and goes oink.



2. There are three dogs and they go woof.



3. The turkey goes gobble.



4. The frog is green and goes buzz.



3 LOOK AND FIND



Dog



Donkey



Tiger



Horse



Owl



Giraffe



Goat



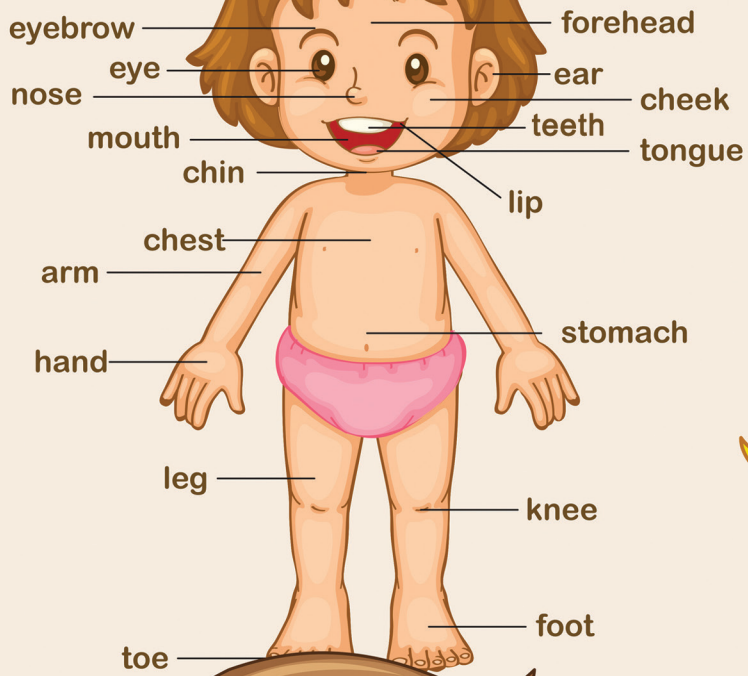
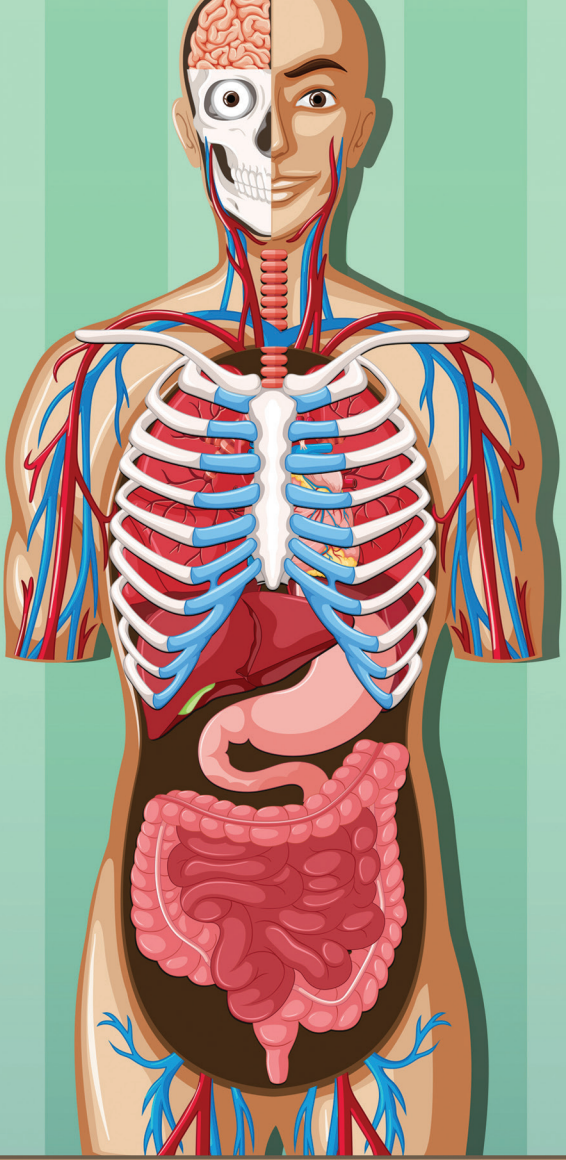
Cow

2. Look at the pictures and play a game of true or false. _ / 6

3. Check if the animals are in the picture. _ / 7

TOTAL: _ / 19

31



Unit 3 : Body Parts



М
Э М Ш Е
М Э Ш М Э
Е М Ш Э М Ш

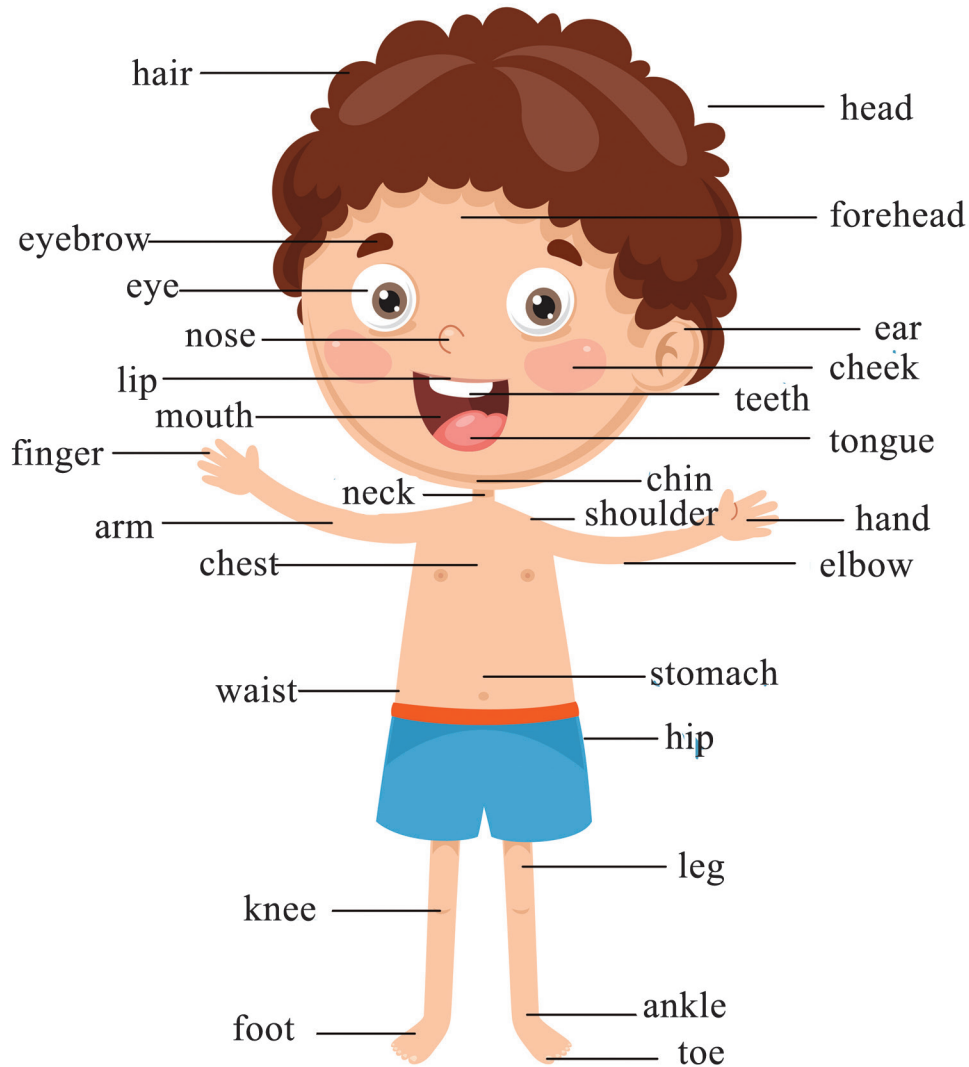


Body Parts

1

LISTEN AND POINT!

MY BODY



1. Listen and point to the different body parts.


Body Parts

UNIT

3

2

IDENTIFY



SEE, WATCH



HEAR



SMELL



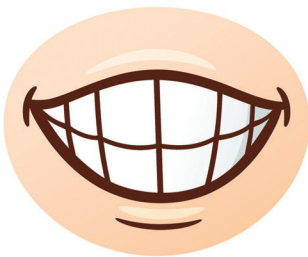
TALK, TASTE



PICK UP



WALK, RUN



BRUSH, CHEW



TOUCH



STEP

2.1 Identify each of the body parts presented in the image.

2.2 Learn what you can do with them.

35

Body Parts

1

LISTEN AND LEARN!

Happy Monsoon



1. Listen and learn what clothes the children are wearing and on what body parts.


Body Parts

UNIT

3

2

COLOUR



2. Colour the children using the matching colours to their body parts and clothes.

37

Body Parts

1

DRAW THE LINE



HAND

FOOT

EYE

LEGS

NOSE

EAR

KNEE

Hello kids!

Hello doctor!



1. Help the doctor check you. Match the image to the words by drawing a line to the correct part of the body.

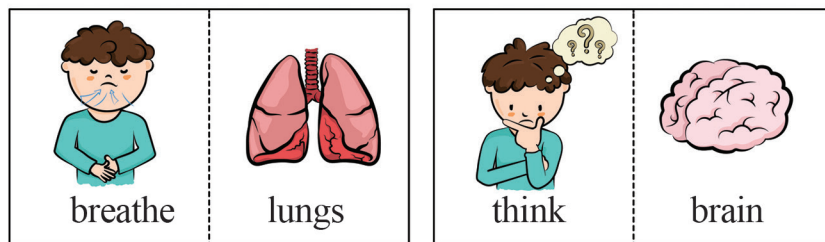
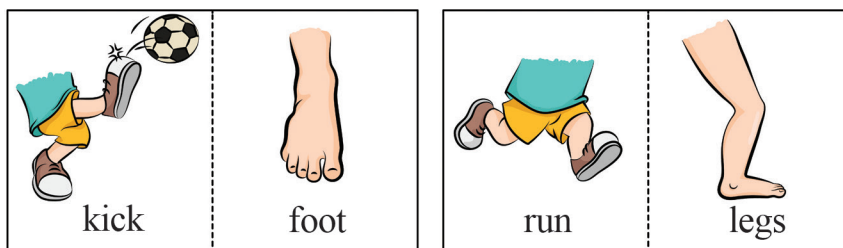
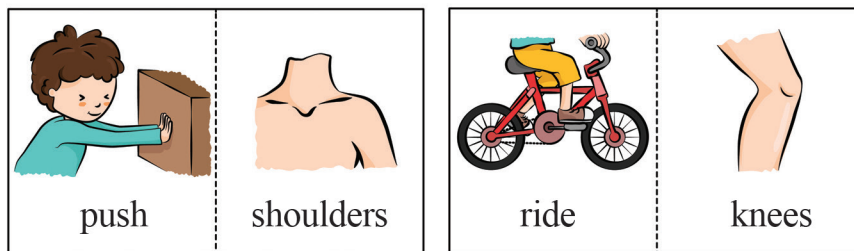

Body Parts

UNIT

3

2

READ AND LEARN



2. What can I do with my body? E.g.: I can carry with my arms.

39

Body Parts

EVALUATION

1 MATCH THE CLOTHES!



A. Legs

B. Chest

C. Head

1

D. Eyes

E. Feet

F. Hands

G. Neck

1. Match the number from each clothing article with its corresponding body part. _ / 6

Body Parts

UNIT

3

2

MATCH

MY BODY

A F

B G

C H

D I

E J

A see
 G smell
 H hear
 I touch
 J chew

3

TRUE OR FALSE



1. A HAND HAS FIVE FINGERS. ✓
2. THE KNEE IS ON YOUR ARM.
3. YOU CHEW WITH YOUR TEETH.

2. Match the picture letters with their corresponding activities. _ / 4


3. True or false. _ / 2

TOTAL: _ / 12

41



Unit 4 : Hobbies



Hobbies

1

LISTEN AND POINT!



painting building sand castles swimming
playing volleyball playing with pets

1. Listen and point to the activities in the order you hear them.

Hobbies

UNIT

4

2

LISTEN TO THE POEM



A hobby is an activity
That needs your creativity.
It can be dancing, singing,
Painting or poem writing.
In summer swimming,
In winter skiing
Or even ice skating.
You can play football,
Tennis, basketball,
You can love shopping
Or sometimes sleeping!



Love what you do
And do what you love!



2. Listen to the poem.

45

Hobbies

1

MATCH THE COLOURS!

Erica is trying to paint.

Help her identify the colours.



1























- | | |
|-----------|----------------|
| 1. Red | 7. White |
| 2. Purple | 8. Black |
| 3. Grey | 9. Brown |
| 4. Green | 10. Yellow |
| 5. Orange | 11. Light Blue |
| 6. Blue | 12. Pink |

1. Under each coloured cloud write the matching number from the colour list on the right.



Hobbies

UNIT

4

2

COLOUR



2. Colour the drawing.

47

Hobbies

1

LISTEN AND POINT!

1



2



3



1. READING BOOKS

2. PAINTING

4



5



6



3. PLAYING THE VIOLIN

4. SINGING

5. PLAYING FOOTBALL

7



6. COOKING

7. GYMNASTICS

My favourite hobby is

1.1 Listen and point to the hobbies in the order you hear them.

1.2 Which activity do you like? Which don't you like?

(E.g.: I like baking. I don't like fishing.)

Hobbies

UNIT

4

2

HOBBIES AND THEIR TOOLS!



Which of the objects in the picture correspond to the following hobbies:

Football Biking Photography Running

Painting Singing Basketball Skating Tennis

2. Match each word to its corresponding image.

49

Hobbies

1

LISTEN AND NUMBER!



BAKING



PUZZLE



DIVING

OUTDOOR



ASTRONOMY



FISHING



CAMPING

INDOOR

BOTH



CHESS



1.1 Listen and number the activities as you hear them.

1.2 Guess if the activity can be done indoors/outdoors or both!

Hobbies

UNIT

4

2

FIND THE MISSING LETTERS!

1. SING __ G



3. COOK __ G



2. READ __ G



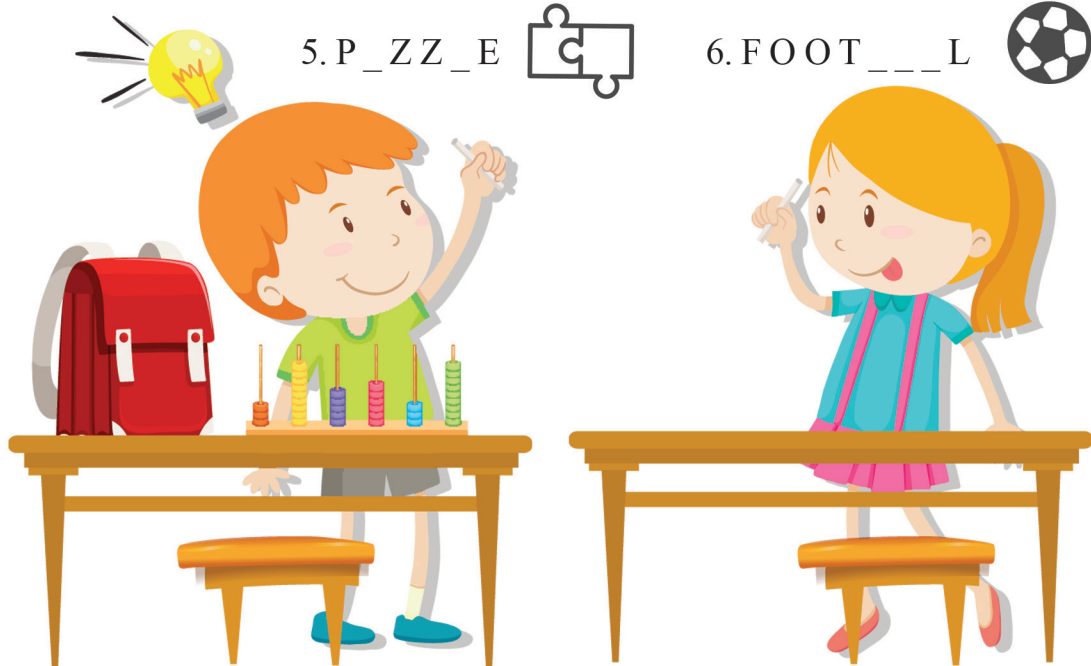
4. PHOTOG ____ Y



5. P _ ZZ _ E



6. FOOT ____ L



2. Work with your deskmate. Find the missing letters in the hobbies indicated by the small pictures next to each of them.

51

Hobbies

EVALUATION

1

COMPLETE THE SENTENCE

1. Christian's hobby is **f o o t b a l l**.
2. Anna's hobby is **p _ _ _ _ _ g**.
3. Erika's hobby is **c _ _ _ _ _ g**.
4. Daniel's hobby is **r _ _ _ _ _ g**.
5. Michelle's hobby is **s _ _ _ _ _ g**.
6. Robert's hobby is **p _ _ _ _ _ _ _ y**.
7. Dana's hobby is playing the **v _ _ _ _ _ n**.



1. Complete the sentences by looking at the pictures. _ / 6

Hobbies

UNIT

4

2

ARRANGE THE LETTERS!



u n r n g i n
□ □ □ □ □ □ □



t g n s a y m i s c
□ □ □ □ □ □ □ □ □ □



i g w m s m i n
s w i m m i n g



k g i b i n
□ □ □ □ □ □ □



g h f s i n i
□ □ □ □ □ □ □

2. Arrange the letters to form the words (hobbies). _ / 4

TOTAL: _ / 10

53



Unit 5 : Sports



Sports

1

LISTEN AND POINT!



football

basketball



biking

tennis

2

COMPLETE THE SENTENCE

1. The boy with the black T-shirt is playing
2. The girl with the pink helmet is
3. The boy with the red shorts is playing
4. The boy with the green bandana is playing

1. Listen and point to the sports in the order you hear them.
2. Complete the sentences with the correct activities.




Sports

UNIT

5

3

COLOUR



3. Colour picture A then dictate to your colleague (E.g.: The left boy's T-shirt is green.). He/she then colours picture B. Then you switch roles.



Sports

1

LET'S PLAY TRUE OR FALSE!



- | | |
|---------------------------------------|------------------------|
| 1. The school roof is red. | 4. The sky is green. |
| 2. It's raining outside. | 5. The grass is green. |
| 3. The two boys are playing football. | 6. The ball is round. |



1. Play true or false based on the image provided.

Sports

UNIT

5

2

MATCH THE WORDS!

FOOTBALL

ROLLERSKATING

BIKING

TENNIS



RUNNING

SKATEBOARDING

BASKETBALL

2. Match the activities in the pictures to the words.

59

UNIT

5

Sports

1

LISTEN AND POINT!



hiking, ice hockey, ice skating, snowboarding, skiing



1. Listen and point to the sports in the order you hear them.


Sports

UNIT

5

2

SOLVE THE MAZE AND LEARN!



2. Solve the maze and discover the name of the winter sport in the image.

61

1

FILL IN THE WORDS



Ice hockey

Sk _ _ ng

H _ _ _ ng



Snowb _ _ _ ding

Ice Sk _ _ _ ng

2

COMPLETE THE SENTENCE

1. The girl with the red trousers is playing ice hockey.
2. The boy with the grey trousers is
3. The boy with the green jacket is
4. The girl with the purple helmet is
5. The girl with the purple sweater is

1. Fill in the words based on the images. _ / 4

2. Complete the sentences with the correct activities. _ / 4

Sports

UNIT

5

3

LET'S PLAY CROSSWORDS!

B
A
—
—
—
FOOTBALL
B
SKA _ _ _ G
L
L

S
B _ K _ _ G
— S
—
T _ N N I S
G
—
— I
— G



3. Solve the crosswords based on the activities you learned.

_ / 6

TOTAL: _ / 14





Unit 6 : Feelings



Feelings

1

GUESSING GAME,
PLAY WITH OTHERS!

HAPPY



EXCITED



ANGRY



BORED



SAD



1. Pair or group activity: Imitate the different emotions shown above and let the other kids guess them.


Feelings

UNIT

6

2

MATCH



UPSET

SURPRISED

SLEEPY

WORRIED

EXCITED

2.1 Match the pictures with the words describing feelings.

2.2 How do you feel today? (E.g.: I feel happy.)

2.3 How do your colleagues feel today? Interview them and find out!



Feelings

1

COLOURING



HAPPY -



EXCITED -



ANGRY -



PLAYFUL -



1. Colour the different characters to match their current feelings.


Feelings

UNIT

6

2

CHOOSE THE MOOD



1. You're eating an ice cream.
2. Your friend told you a really funny joke.
3. You're playing your favourite game.
4. Mom and Dad bought you a present.
5. The radio is playing your favourite song.
6. It's time for bed.


2. Pick one of the moods to match each situation.

69

Feelings

1

DRAWING



HAPPY



EXCITED



BORED



SAD



1. Make the above children express different feelings by drawing mouths on their faces.



Feelings

UNIT

6

2

LISTEN AND PLAY!



1. The boy is sad because his cat is not here.
2. The children are happy because they are playing together.
3. The dog is angry because it lost its bone.
4. The girl is bored because she has no toys.



2. Listen to the story and play a game of true or false.



1 MATCH THE PICTURE



- Scared
- Excited
- Shocked
- Upset
- Worried
- Sad/Crying

2 FIND THE WORDS

Happy


Sad

Excited

Upset

Worried

Angry



1. Match the picture with the feeling. _ / 5

2. Find the words. _ / 5





Feelings

UNIT

6

3

COUNT AND CIRCLE



- | | | | | |
|---|---|---|---|---|
| 1. How many angry children are there? | 5 | 3 | 2 | 7 |
| 2. How many sad girls are there? | 7 | 4 | 3 | 2 |
| 3. How many happy boys are there? | 5 | 2 | 6 | 8 |
| 4. How many happy girls with pink t-shirts are there? | 6 | 5 | 4 | 3 |
| 5. How many happy children are there? | 4 | 8 | 5 | 6 |
| 6. How many boys are there overall? | 6 | 5 | 9 | 7 |

3. Circle the right answer. _ / 5

TOTAL: _ / 15





Lorem ipsum dolor sit amet, consectetur adipiscing elit. Sed, Aenean commodo ligula eget dolor. Cum sociis natoque penatibus et magnis dis parturient montes, nascetur et ea ridiculus nullam. Nulla consequat massa quis est.

Lorem ipsum dolor sit amet, consectetur adipiscing elit. Sed, Aenean commodo ligula eget dolor. Cum sociis natoque penatibus et magnis dis parturient montes, nascetur et ea ridiculus nullam. Nulla consequat massa quis est.

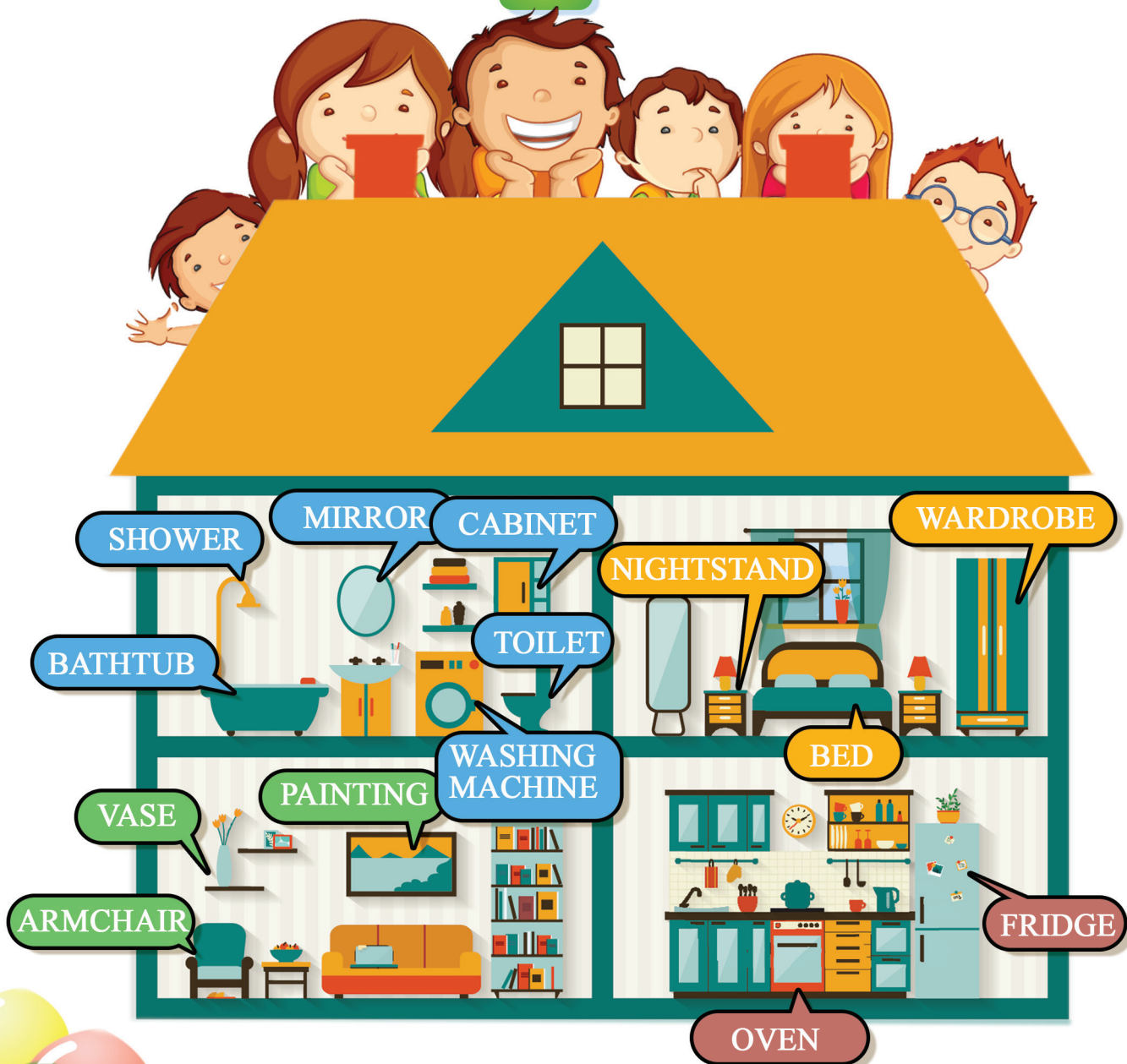
Unit 7 : My home



My home

1

LISTEN AND POINT!



1. Listen and point to the rooms in the order you hear them.



My home

UNIT

7

2

COLOUR



2. Colour the room in your ideal way. Compare it to your colleague's. (E.g.: My bed is blue. What colour is yours?)



My home

1

LISTEN AND MATCH

1.



2.



3.



4.



5.



Sleep Wash Brush teeth Play Cook

Eat Wash dishes Watch TV

1.1 Listen and then match the rooms to the activities.

1.2 Which room do you spend most of your time in? What do you do there?

My home

UNIT
7

2

READ AND LEARN



1. Freshen the air

2. Look at them

3. Store flowers, smells nice

4. Store food

5. Sit

6. Wash, take a bath

7. Sit down, relax

8. Get warm

9. Light

10. Sit down, relax

11. Sleep, lie down

12. Eat, put things on it

2. Learn what the different items can be used for.

(E.g.: A plant freshens the air.)



My home

1 LISTEN AND SING!



Good night kids!

Sweet dreams!

My home

UNIT

7

Twinkle, twinkle, little star,
How I wonder what you are!
Up above the world so high,
Like a diamond in the sky.

When this blazing sun is gone,
When he nothing shines upon,
Then you show your little light,
Twinkle, twinkle, through the night.

Then the traveller in the dark
Thanks you for your tiny spark;
He could not see where to go,
If you did not twinkle so.

In the dark blue sky you keep,
And often through my curtains peep,
For you never shut your eye
Till the sun is in the sky.

As your bright and tiny spark
Lights the traveller in the dark,
Though I know not what you are,
Twinkle, twinkle, little star.

1.2 Underline the words related to night time.

81


My home

1

LET'S PLAY TRUE OR FALSE!



1. The family is cooking in the kitchen.
2. The kitchen window is closed.
3. The children are cooking.
4. The little girl is washing the dishes.



1. Play a game of true or false based on the image above.

My home

UNIT
7

2

MATCHING GAME!



Ironing clothes

Washing the floor

Washing dishes

Taking care of plants

Feeding the dog

Washing clothes

Sweeping the floor

2.1 Match the images to their corresponding house activities.

2.2 Pick one as your favourite to help your parents with!

83

My home

1

LOOK AND LEARN!



My home

UNIT

7



My home

EVALUATION

1

COMPLETE THE NAMES

1 B E D R O O M

2 B _ _ H _ _ M

WARD _ _ _ E

B _ _

3 L _ _ _ _ R _ _ M

AR _ _ _ AIR

1. Complete the names of the objects / rooms. _ / 11


2. Match the rooms with each of the activities mentioned. _ / 3

My home

UNIT
7

2 MATCH THE ACTIVITIES

| | | | |
|--------|----------|--------|--------|
| Room 1 | Room 2 | Room 3 | Room 4 |
| sleep | watch TV | cook | wash |



TO _ _ _ T

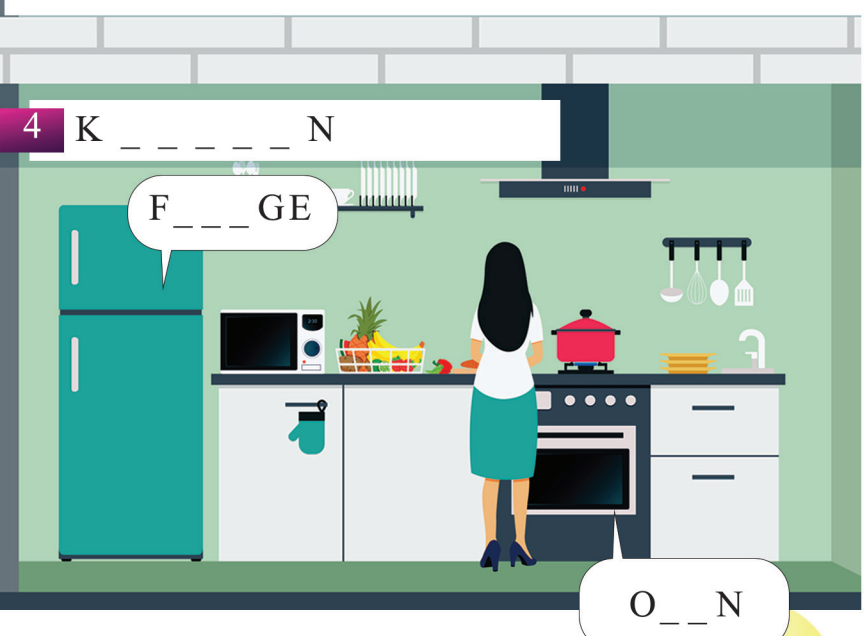
3 TRUE OR FALSE

- The man in the bathroom is sitting on the toilet. ✗
- The man in the living room is watching TV.
- The bedroom wardrobe is brown.
- This house has 4 rooms.



CH _ _ R

WAS _ _ _ G
M _ _ _ _ NE



4 K _ _ _ _ N

F _ _ _ GE

O _ _ N

3. True or false. _ / 3

TOTAL: _ / 17

87



Unit 8 : Holidays



Holidays

1

SING A CHRISTMAS CAROL

Oh Christmas Tree! Jingle Bells!

We Wish You A Merry Christmas!

Santa Claus Is Coming To Town

Rudolph The Red-Nosed Reindeer



1. Listen and sing a Christmas Carol.

Holidays

UNIT

8

2

LISTEN AND MATCH

Help grandma bake gingerbread for Christmas!

Christmas star

Christmas present

Christmas bells

Sleigh

Christmas tree

Christmas stocking

Christmas wreath

Christmas glove

Snowman

1



2



3



.....

.....

.....

4



5



6



.....

.....

.....

7



8



9



.....

.....

.....



2. Listen then point, identify the gingerbread shapes and choose the appropriate word for each of them.

Holidays

1

LISTEN AND POINT!



1. toys

3. sweets

5. piano



2. pet

4. lego

6. clothes

1. Listen and point (Santa, reindeer, sleigh, presents, snow).
2. Choose what you would like Santa to bring you.

Holidays

UNIT

8

2

WHAT DO WE DO FOR CHRISTMAS?



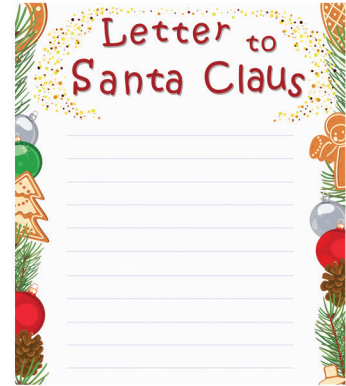
1. We make:
- a. a cake
 - b. a snowman
 - c. a castle

Look at the pictures.

Choose a, b or c.



3. We open:
- a. the presents
 - b. the door
 - c. the windows



2. We write Santa:
- a. a note
 - b. a story
 - c. a letter



4. We sing:
- a. Twinkle, twinkle little star
 - b. Old Mc Donald had a farm
 - c. Christmas carols.



5. We decorate:
- a. the tree
 - b. the car
 - c. the table

2. Select the right activities by looking at the images.

93

Holidays

1

LISTEN AND PLAY!



Egg Painting



Holiday Dinner

1. The whole family is cooking in the kitchen.
2. Mom is helping the kids paint the eggs.
3. Everyone's happy at the holiday dinner.



1.1 Listen to the story then play a game of true or false.

Holidays

UNIT

8



Happy Easter!



Family Traditions

4. The kids are sitting on the sofa.
5. Everyone loves Easter.
6. Grandma is baking cookies.

1.2 What is your favourite holiday? How do you celebrate it?
Draw it and present it to your colleagues.



Holidays

1 WRITE THE WORDS!


T B R
A I B
[] [] [] [] [] []



E G
G
[] [] []



2 HOW MANY EGGS OF EACH TYPE ARE THERE?







1. Write the words by looking at the pictures.
2. Write down how many eggs of each type there are.

Holidays

UNIT

8

3

DRAW



3. How do you spend Easter? Draw some activities.

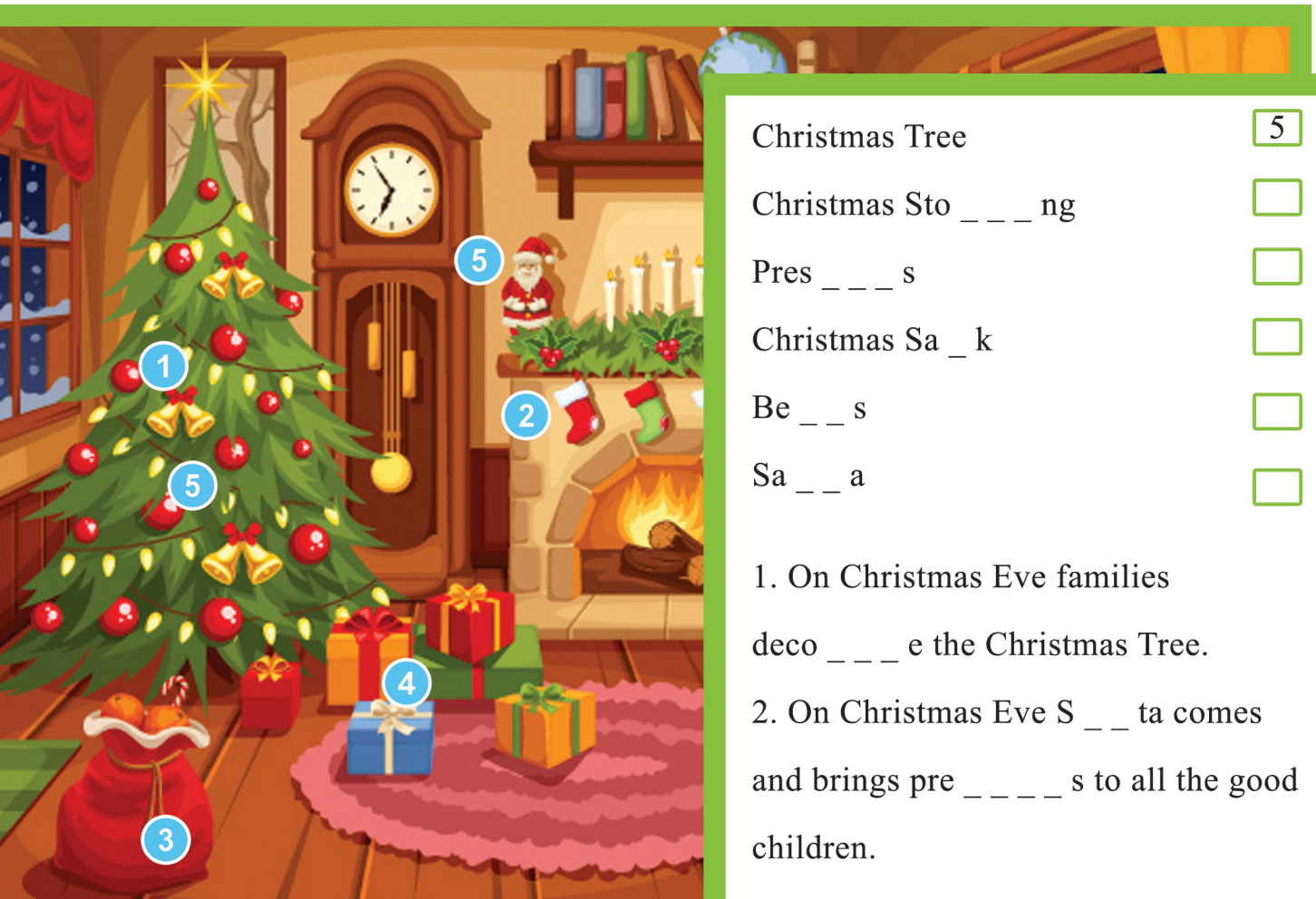


Holidays

EVALUATION

1

FILL IN AND MATCH!



Christmas Tree

 5

Christmas Sto _ _ _ _ ng

Pres _ _ _ s

Christmas Sa _ k

Be _ _ s

Sa _ _ a

1. On Christmas Eve families
deco _ _ _ _ e the Christmas Tree.

2. On Christmas Eve S _ _ ta comes
and brings pre _ _ _ _ s to all the good
children.



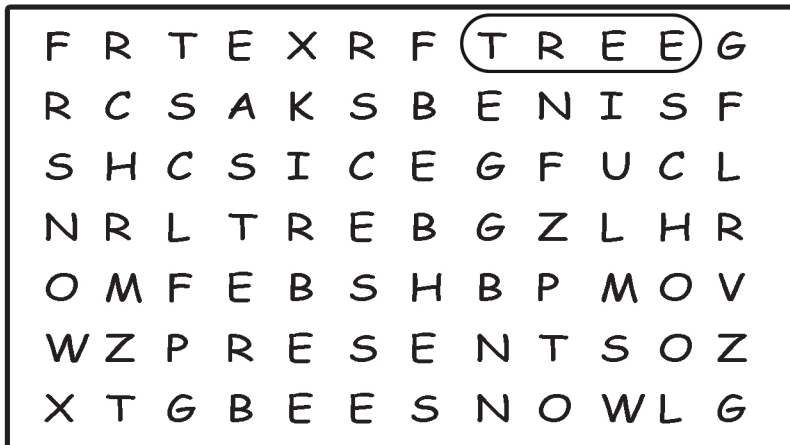
1. Fill in the words with the right letters, then match them to the numbers in the picture. Complete the sentences. _ / 8

Holidays

UNIT

8

2 FIND THE WORDS!



Easter


Egg

Tree

Presents

Snow

3 COUNT



2. Find the words. _ / 4

3. Count each of the objects and write how many you find. _ / 5

TOTAL: _ / 17





SCHOOL

MATH


Unit 9 : My School



My School

1

WHAT'S IN THE CLASSROOM?



1. Look at the picture and name the objects.

My School

UNIT

9

2

WHERE ARE THE OBJECTS IN YOUR CLASSROOM?

THERE

UP

LEFT

RIGHT

HERE

DOWN

2. Identify where everything is in your classroom.

103

My School

1

WHAT'S IN MY RUCKSACK?



2

MATCH THE ITEMS

..... Football Calculator Apple

..... Earthglobe Paintbrush Paint

..... Notebooks Pencilbox Book

1. Listen and number the different items in the rucksack.
2. Match the numbers to the item names.

My School

UNIT

9

3

LET'S PLAY TRUE OR FALSE!



1. The pencil box has seven coloured pencils. ✓ ✗
2. The ruler is blue.
3. There's a red and a yellow pencil inside the pencil box.
4. The blue pencil is shorter than the brown one.

3. Look in the pencil box and answer with true or false.

105

My School

1 LISTEN AND POINT!

CLASS IS
STARTING SOON

1. Listen and point to the different objects in the image.

My School

UNIT

9

2 TRUE OR FALSE

1. The class has started.
2. There are seven children in the hallway.
3. There are four girls and three boys.
4. The classroom door is open.
5. The lockers are red.
6. The teacher is in the hallway.

HALLWAY



2. Look at the image and say if the sentences 1-6 are true or false.



EVALUATION

1

MATCH THE ITEMS

Pencil
 Pen
 Coloured Pencils
 Eraser
 Ruler
 Markers
 Sharpener

ONE
 SEVEN
 THREE
 TWO
 FIVE
 FOUR
 EIGHT

2

FIND THE WORDS

- PENCIL
- SCHOOL
- BOOK
- DESK
- ERASER

| | | | | | | | | | | | |
|---|---|---|---|---|---|---|---|---|---|---|---|
| E | R | A | S | E | R | F | T | O | X | C | E |
| R | C | S | T | K | S | B | F | N | I | S | F |
| T | H | C | U | I | C | O | C | F | E | C | L |
| C | R | L | K | R | E | O | R | Z | L | H | R |
| B | M | F | T | B | S | K | M | P | M | O | V |
| O | Z | C | R | P | E | N | C | I | L | O | Z |
| X | T | G | D | E | S | K | H | R | T | L | G |

1. Match the words with the objects and the numbers. _ / 6
2. Find the words. _ / 4

My School

UNIT

9

3

IDENTIFY THE OBJECTS



3. Identify 5 different objects in the classroom. (E.g.: Paper)

_ / 5

TOTAL: _ / 15





Happy Holidays!




click to play video



1. Watch the videos and identify five activities for the summertime.



2. Draw your ideal summer.



Extras

1

READ THE POEMS

A, B, C,

Let's count to three!

D, E, F,

The children laugh.

G, H, I,

We never cry.

J, K, L,

Soon rings the bell.

M, N, O,

We learn and know.

P, Q, R,

English isn't hard.

S, T, U,

Hello, how are you?

V, W, X,

We love the multiplex!

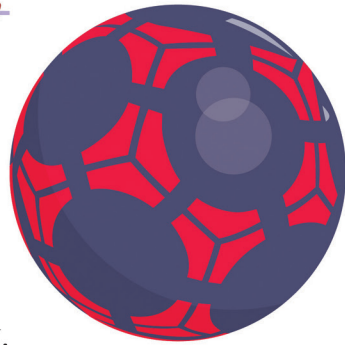

Y, Z,

Never forget.



1.1 Read the A,B,C poem.


Extras



A doll,
A ball,
A truck
Or a rubber duck.



A plane,
A train,
A car
Or a guitar.



My teddy bear is full of joy,
What's your favourite toy?

My favourite toy is.....

1.2 Read the poem and say/write what your favourite toy is.



PUZZLE



PUZZLE



PUZZLE





ISBN 978-606-31-0701-6



9 786063 107016